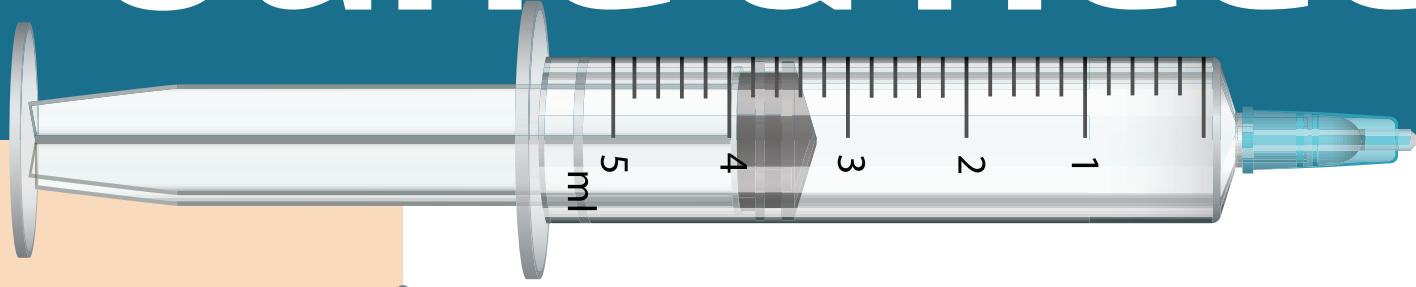
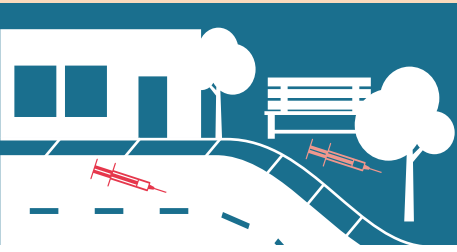


Found a needle?



Steps for safe needle disposal

Treat all needles and drug equipment as contaminated. Do not try to recap the needle or break the tip off.



CITY PROPERTY

(sidewalk, street, boulevard, park, trail, or facility)

Contact the City of Windsor at 3-1-1 to report the needle and arrange for disposal.



ON MY PROPERTY


Landlords or property managers who find large quantities of needles may wish to contact a private biohazard company for removal and disposal, and consider installing sharps disposal bins in public areas.

For data collection, report needle find to 3-1-1.



1

Put on gloves (latex, garden, or vinyl) to protect yourself from fluid contamination. (These gloves won't protect against punctures or cuts).



2

Using tongs or tweezers, pick up needle by the middle of the plastic tube (syringe) with the sharp end facing down. If there are multiple needles, pick them up one at a time.



3

Place the needle sharp end first into a puncture proof, sealable container. Close the container tightly.



4

Remove gloves and wash hands with warm soap and water or use hand sanitizer.



5

Dispose of containers at sharps disposal bins located outdoors throughout the City. For alternate locations please call 3-1-1.

DO NOT



put sharps in recycling bin.



flush sharps down toilet.



throw loose sharps in garbage.



throw sharps in bushes, parks, or streets.



www.wecoss.ca